

NOTES

1 This drawing to be read in conjunction with all structural and services engineers drawings, and with reference to architects and engineers specification

2 All dimensions to be checked on site: notify the architect immediately of any discrepancies from dimensions noted on the drawings

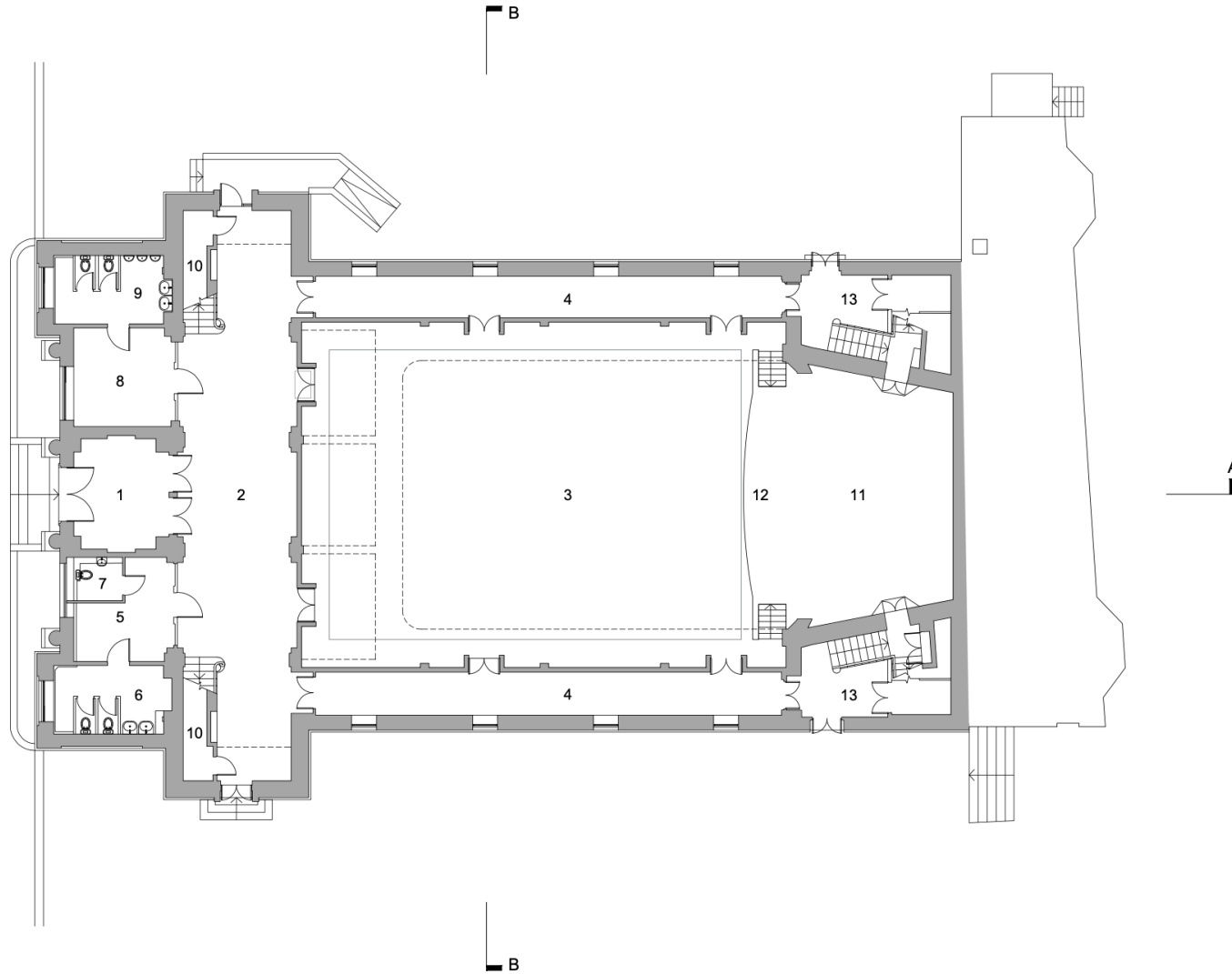
3 Do not scale drawings

4 This drawing is the copyright of Munro Allison Architects


5 The issue of this drawing in cad DWG file format does not constitute a formal issue of the drawing

KEY:

- Vestibule
- Foyer
- Main hall
- Side corridors
- Female cloakroom
- Female WCs
- Accessible WC
- Male cloakroom
- Male WCs
- Cleaners cupboard/ store
- Raked stage
- Apron
- Ground floor landing
- Upper floor landing
- Balcony circle
- Upper lobby
- Upper hall
- Control room
- Janitors room
- Plant
- Upper gallery
- Rear perch
- Access to attic catwalk
- Access to roof
- Backstage corridor
- Dressing room
- WC
- Kitchen
- Backstage store
- Boiler room



EXISTING GROUND FLOOR PLAN
1:200 at A3



revisions			
munro allison architects 11 straiton place edinburgh EH15 2BA t 0131 657 5296 m 07799 046465 munroallison@outlook.com			
project	PORTOBELLO CENTRAL Portobello Town Hall 155 Portobello High Street, Edinburgh		
drawing title	Existing Ground Floor Plan		
scale/date	1:200 @ A3	April 2021	
drawing no.	340 L(EX) 03	rev.	-
status	INFORMATION		

NOTES

1 This drawing to be read in conjunction with all structural and services engineers drawings, and with reference to architects and engineers specification

2 All dimensions to be checked on site: notify the architect immediately of any discrepancies from dimensions noted on the drawings

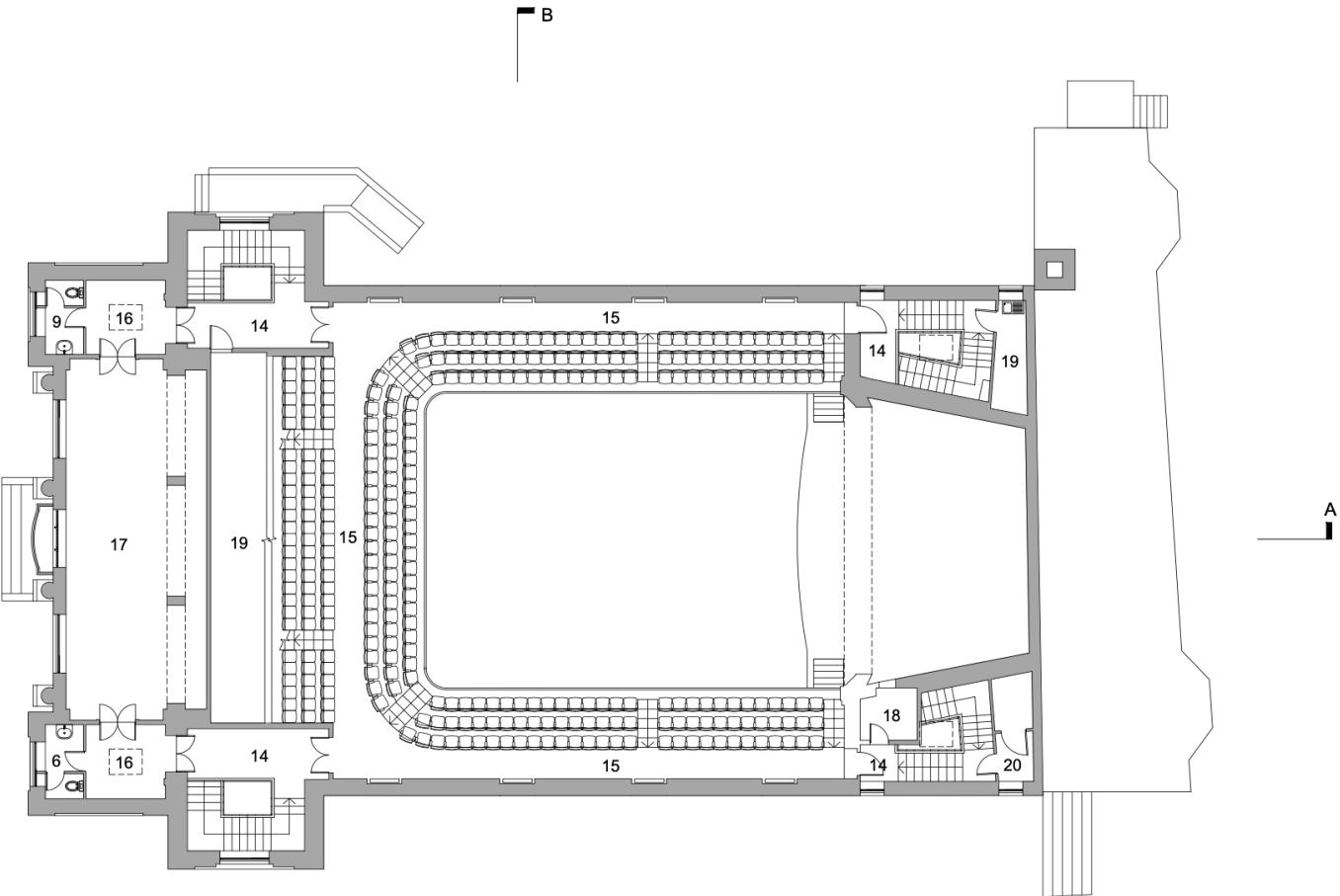
3 Do not scale drawings

4 This drawing is the copyright of Munro Allison Architects

5 The issue of this drawing in cad DWG file format does not constitute a formal issue of the drawing

KEY:

1. Vestibule
2. Foyer
3. Main hall
4. Side corridors
5. Female cloakroom
6. Female WCs
7. Accessible WC
8. Male cloakroom
9. Male WCs
10. Cleaners cupboard/ store
11. Raked stage
12. Apron
13. Ground floor landing
14. Upper floor landing
15. Balcony circle
16. Upper lobby
17. Upper hall
18. Control room
19. Janitors room
20. Plant
21. Upper gallery
22. Rear perch
23. Access to attic catwalk
24. Access to roof
25. Backstage corridor
26. Dressing room
27. WC
28. Kitchen
29. Backstage store
30. Boiler room



EXISTING UPPER FLOOR PLAN
1:200 at A3



revisions

munro allison architects

11 straton place edinburgh EH15 2BA
t 0131 657 5298 m 07799 046465
munroallison@outlook.com

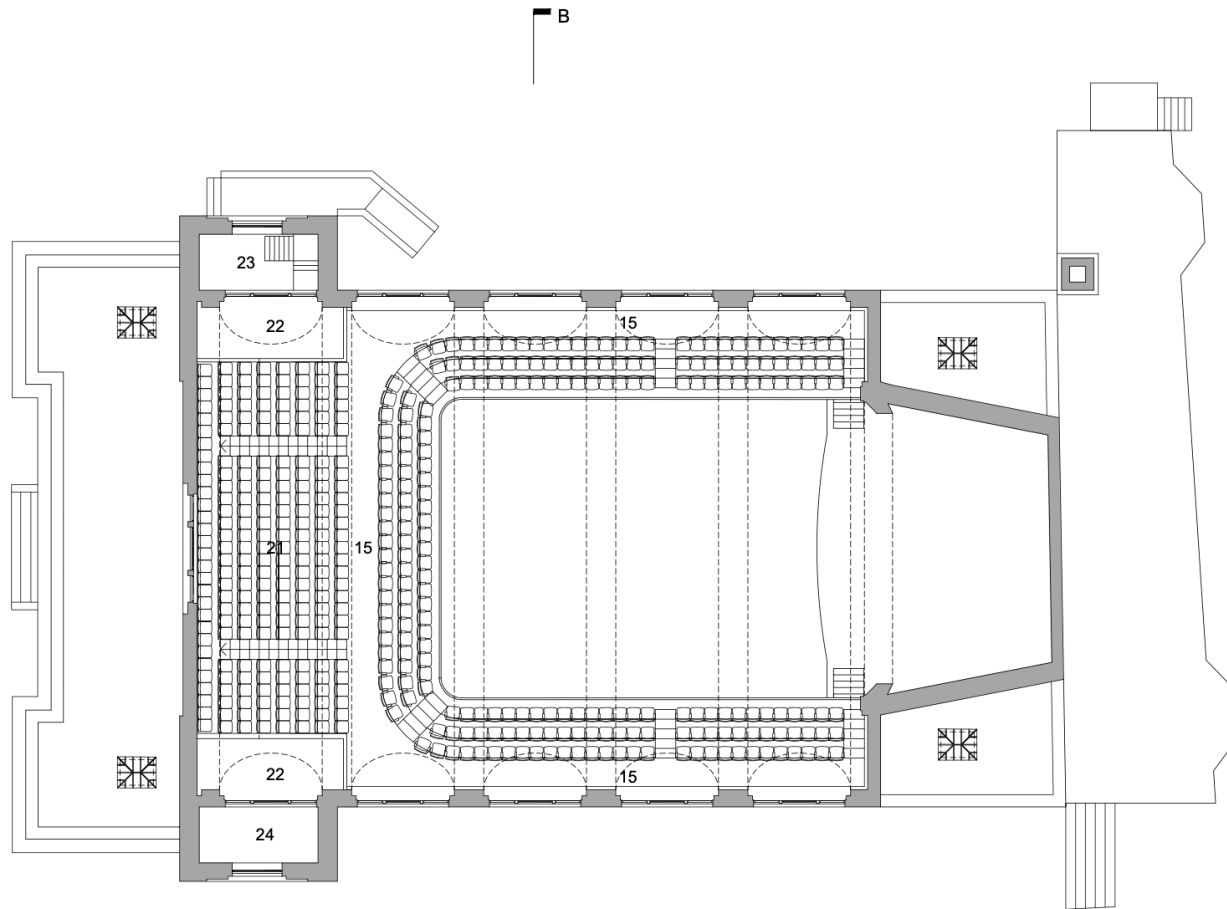
project PORTOBELLO CENTRAL
Portobello Town Hall
155 Portobello High Street, Edinburgh

drawing title Existing Upper Floor Plan

scale/date 1:200 @ A3 April 2021

drawing no. 340 L(EX) 04

status INFORMATION



EXISTING UPPER GALLERY FLOOR PLAN
1:200 at A3

KEY:

1. Vestibule
2. Foyer
3. Main hall
4. Side corridors
5. Female cloakroom
6. Female WCs
7. Accessible WC
8. Male cloakroom
9. Male WCs
10. Cleaners cupboard/ store
11. Raked stage
12. Apron
13. Ground floor landing
14. Upper floor landing
15. Balcony circle
16. Upper lobby
17. Upper hall
18. Control room
19. Janitors room
20. Plant
21. Upper gallery
22. Rear perch
23. Access to attic catwalk
24. Access to roof
25. Backstage corridor
26. Dressing room
27. WC
28. Kitchen
29. Backstage store
30. Boiler room

NOTES

- 1 This drawing to be read in conjunction with all structural and services engineers drawings, and with reference to architects and engineers specification
- 2 All dimensions to be checked on site: notify the architect immediately of any discrepancies from dimensions noted on the drawings
- 3 Do not scale drawings
- 4 This drawing is the copyright of Munro Allison Architects
- 5 The issue of this drawing in cad DWG file format does not constitute a formal issue of the drawing



revisions			
munro allison architects <small>11 straiton place edinburgh EH15 2BA 0131 657 5298 m 07799 046465 munroallison@outlook.com</small>			
project	PORTOBELLO CENTRAL Portobello Town Hall 155 Portobello High Street, Edinburgh		
drawing title	Existing Upper Gallery Floor Plan		
scale/date	1:200 @ A3	April 2021	
drawing no.	340 L(EX) 05	rev.	-
status	INFORMATION		